



Product Name

Mosaic (Alumaboard) 4" Plank

Manufacturer

Lumabuilt (RMP Architectural Solutions)
Lumabuilt.com

Product Description

Mosaic (Alumaboard) works beautifully on exteriors as well as interiors and has a wide variety of profiles for use for cladding, soffits, enclosure screens, ceilings, walls, partitions, and a variety of custom solutions. The design capabilities are endless with the versatility of Mosaic (Alumaboard). The product is lightweight, durable and our licensed proprietary sublimation process will make its low maintenance beauty last for years.

Finishes: Woodgrains, solid colors and specialty finishes available.

Installation

Mosaic (Alumaboard) is installed utilizing a stainless-steel floating panel clip. This allows for panel movement during thermal changes. Applied over open framing or solid substrate. All materials may require a fresh square cut due to the manufacturing process. Refer to installation instructions for full details.

Technical Data

- System testing with CA & PA stamps: ASTM E2768/E84, ASTM E136, AAMA 1402
- Class "A" Fire Rating.
- Paint finish testing: AAMA 2604
- Available in .062" (nominal) extruded aluminum.
- 4" coverage, system depth is 9/16" (we recommend 3/4" system panel depth with a shim)
- 3/4" long stainless-steel clips - allows for thermal expansion.
- Standard panel length is 24'-0".
- Weight .474/LF
- See Plank Extrusions & Accessories Line Card for additional components.

Warranty

Wood grains 15 year standard warranty. Wood Grains 20 year specialty warranties on request. Solid Colors 10 year standard warranty Refer to warranty form for full details.

Maintenance

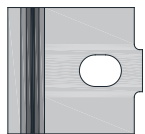
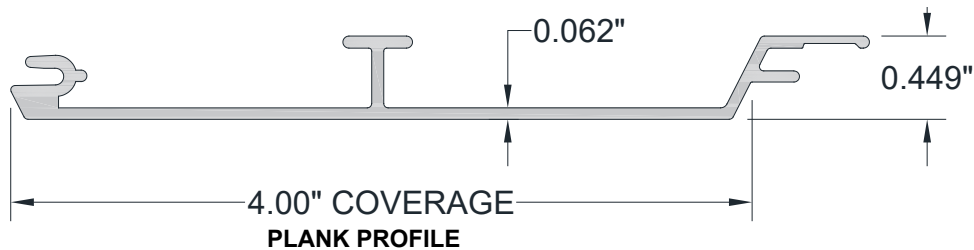
To preserve the original beauty of Mosaic (Alumaboard) products a regular cleaning schedule is suggested. Clean the finish surface with water and a soft cloth or sponge until it is free of debris. If required the finish surface may be also cleaned with a mild detergent (pH 5-9) or a cleaning agent diluted to 1:50 parts of water. Refer to cleaning instructions for full details.





Product Information

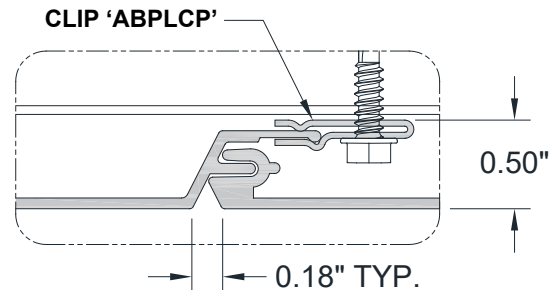
- Architectural Soffit and Wall Application
- Applied over open framing or solid substrate
- Finishes: Solid colors, woodgrains and specialty finishes available.
- Available in .062" (nominal) extruded aluminum.
- System testing with CA & PA stamps: ASTM E2768/E84, ASTM E136, AAMA 1402
- Class "A" Fire Rating
- Paint finish testing: AAMA 2604
- 4" coverage, system depth is 9/16" (we recommend 3/4" system panel depth with a shim)
- 3/4" long stainless steel clips- allows for thermal expansion
- Standard panel length is 24'-0", factory cut end(s) may require a square cut.
- Custom lengths less than 24'-0" available upon request
- See Plank Extrusions & Accessories Line Card for additional profiles and components
- Custom trim flashing also available upon request



3/4" long stainless-steel clips - allows for thermal expansion.



CLIPS (ABPLCP)



PLANK ENGAGEMENT

For additional information on Mosaic please visit us online at Lumabuilt.com