

# INDEX

## MISC. MOSAIC DETAILS NO HAT CHANNEL

### **I - INDEX**

**NE4- ACCESS PANEL**

**NE4A- ACCESS PANEL**

**N400- 2PC. OUTSIDE CORNER @ HORIZONTAL**

**N401- 2PC. OUTSIDE CORNER @ VERTICAL**

**N402- 2PC. INSIDE CORNER @ HORIZONTAL**

**N403- 2PC INSIDE CORNER @ VERTICAL**

**N404- OUTSIDE CORNER @ HORIZONTAL**

**N405- OUTSIDE CORNER @ VERTICAL**

**N406- INSIDE CORNER @ HORIZONTAL**

**N407- INSIDE CORNER @ VERTICAL**

**N408- COW TONGUE PENETRATION (1)**

**N409- COW TONGUE PENETRATION (2)**

**N410- MOSAIC ACCESS PANEL**

**N411- MOSAIC ACCESS PANEL**

**N412- MOSAIC ACCESS PANEL**

**N413- MOSAIC ACCESS PANEL**



2529 W. Jackson St.  
Phoenix, AZ 85298

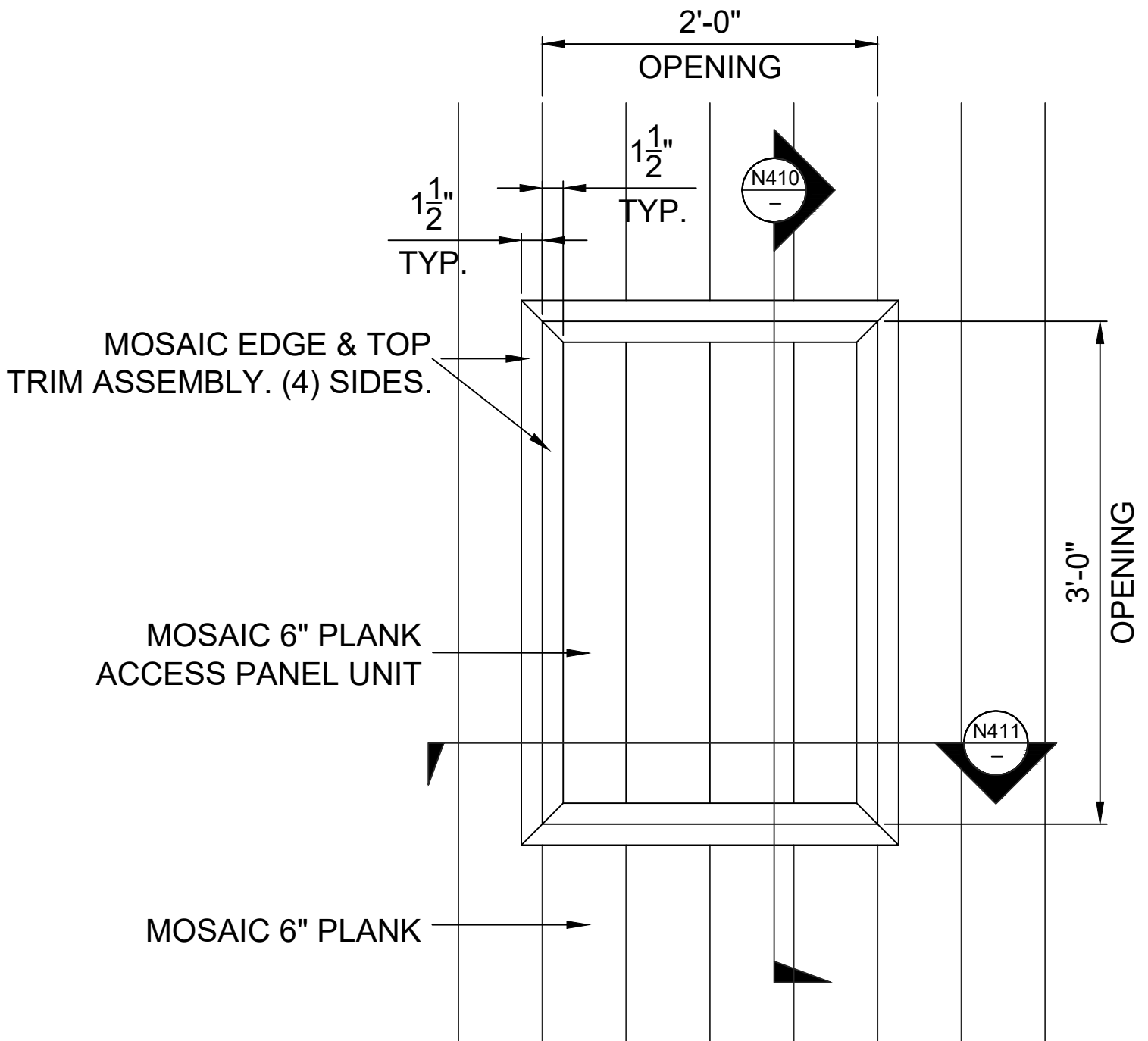
PHONE: (602) 275-1676  
FAX: (602) 275-1739

## MOSAIC DETAIL INDEX

SCALE: NTS

10/18/23

SYSTEM = MOSAIC



2529 W. Jackson St.  
Phoenix, AZ 85298

PHONE: (602) 275-1676  
FAX: (602) 275-1739

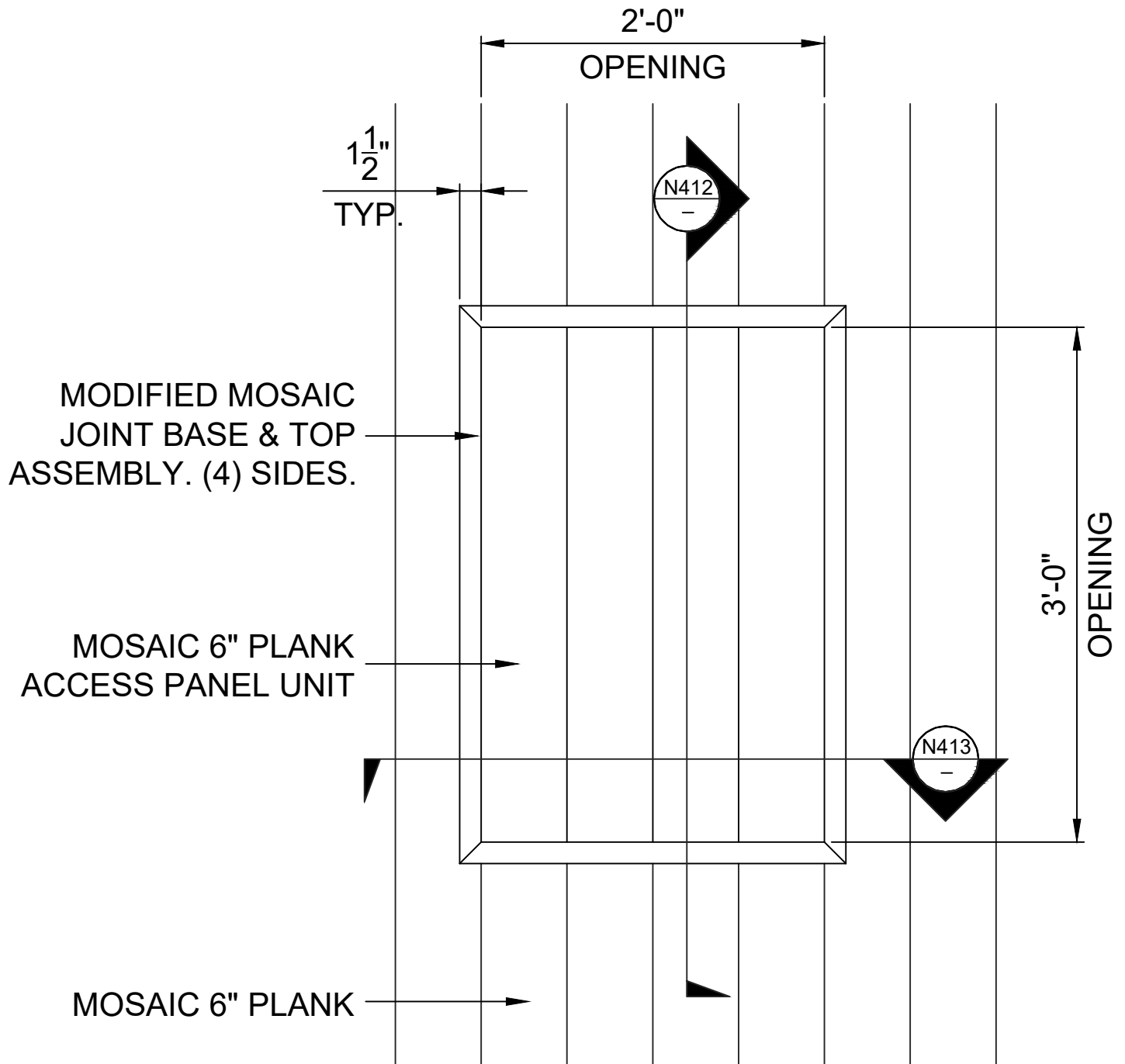
# ACCESS PANEL

# NE4

SCALE: NTS

10/18/23

SYSTEM = MOSAIC



2529 W. Jackson St.  
Phoenix, AZ 85298

PHONE: (602) 275-1676  
FAX: (602) 275-1739

# ACCESS PANEL

NE4A

SCALE: NTS

10/18/23

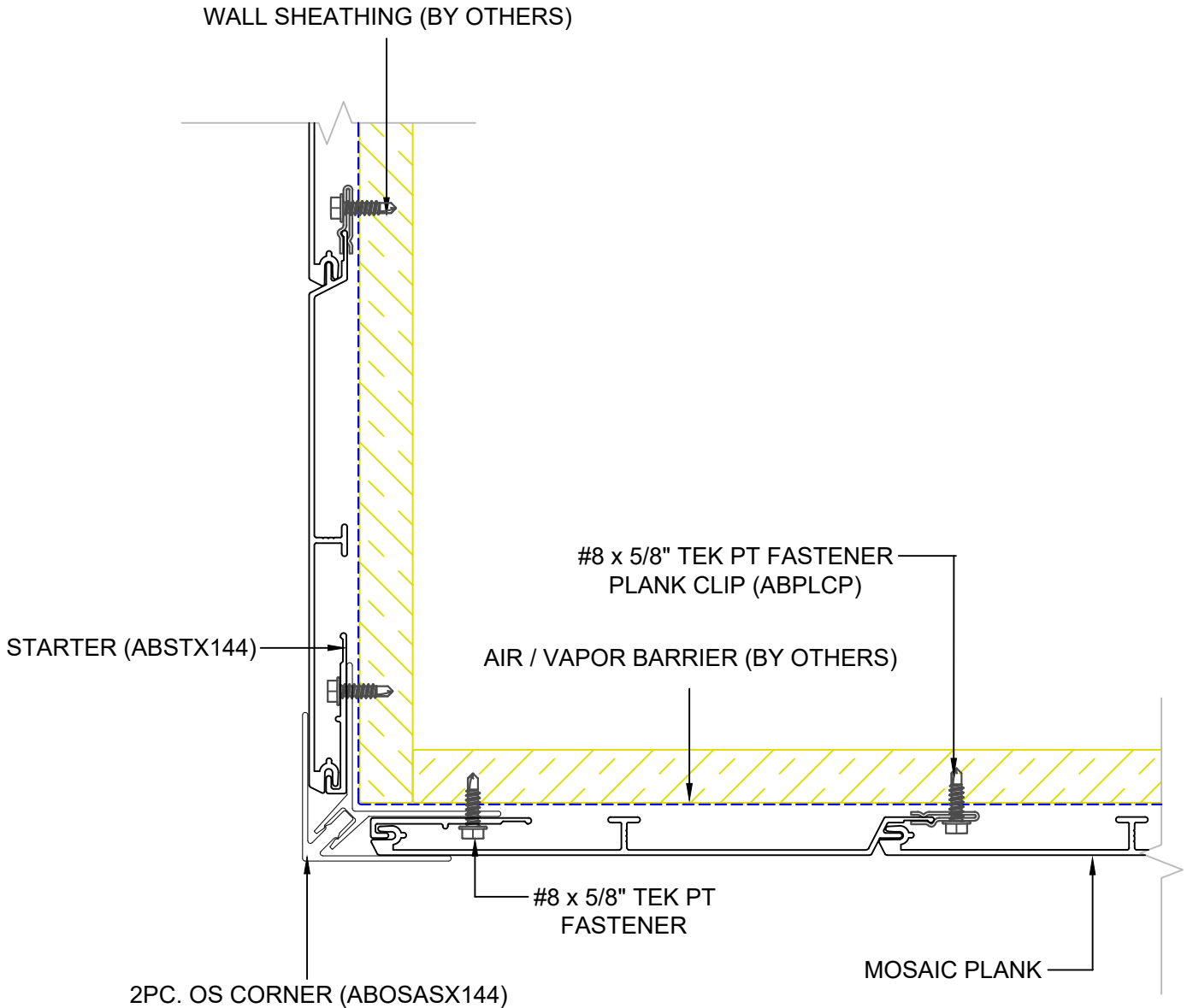
SYSTEM = MOSAIC

**\*\*ALL DETAILS SHOW MOSAIC ATTACHED TO HAT CHANNELS OVER SOLID SUBSTRATE\*\***

**\*\*REFERENCE LOAD SPAN TABLES FOR ALL ATTACHMENT TYPES, ANCHOR TYPES, & ANCHOR SPACING\*\***

INSTALLATION OPTIONS ARE:

- 1) OPEN FRAMING - WOOD OR METAL STUDS
- 2) WOOD SHEATHING
- 3) HAT CHANNEL OVER SHEATHING WITHOUT OR WITH A \*VAPOR BARRIER (\*RECOMMENDED FOR WALLS)



2529 W. Jackson St.  
Phoenix, AZ 85298

PHONE: (602) 275-1676  
FAX: (602) 275-1739

**2PC. OUTSIDE CORNER @ HORIZ.**

**N400**

SCALE: NTS

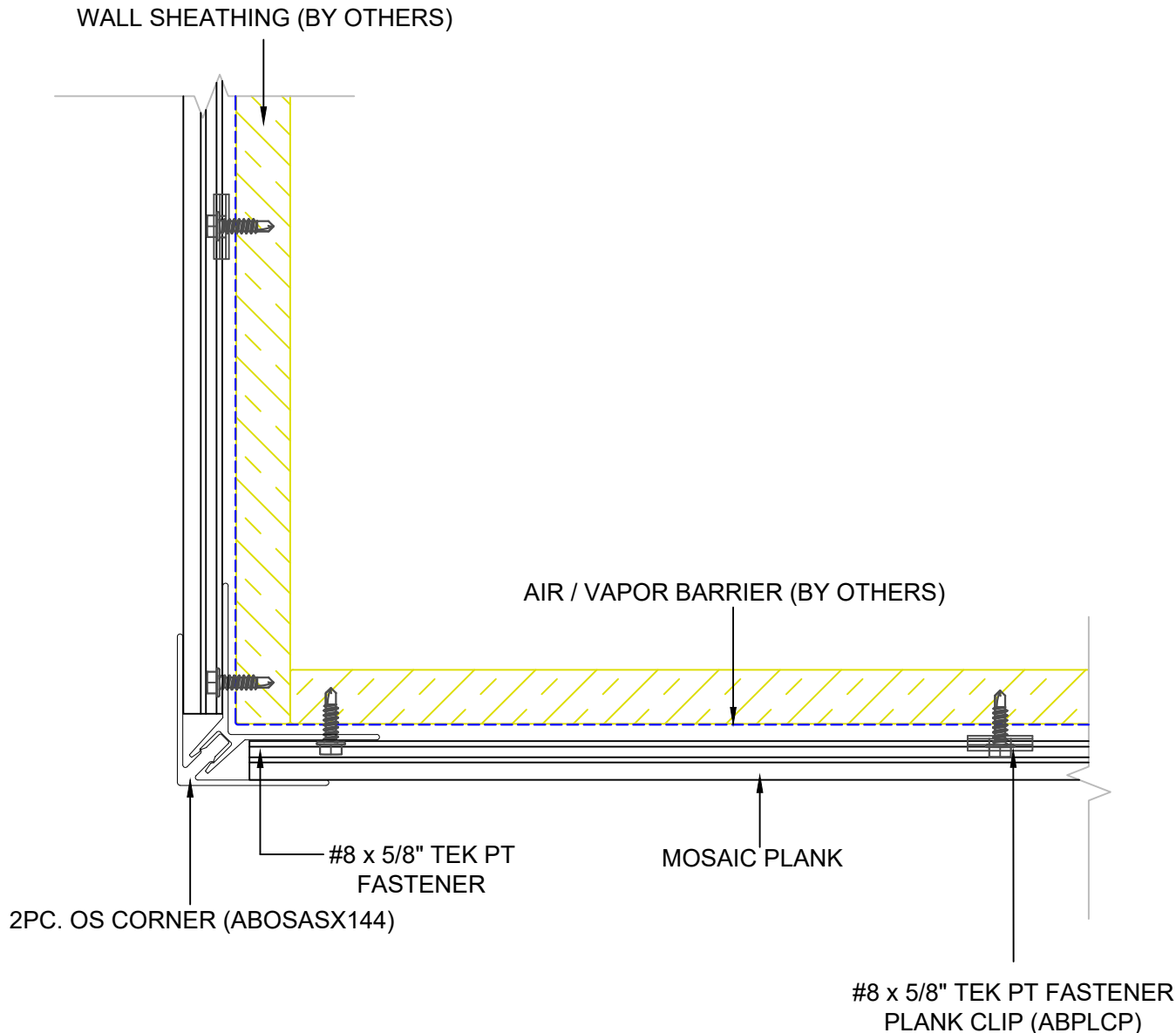
10/25/23

SYSTEM = MOSAIC

**\*\*ALL DETAILS SHOW MOSAIC ATTACHED TO HAT CHANNELS OVER SOLID SUBSTRATE\*\***  
**\*\*REFERENCE LOAD SPAN TABLES FOR ALL ATTACHMENT TYPES, ANCHOR TYPES, & ANCHOR SPACING\*\***

INSTALLATION OPTIONS ARE:

- 1) OPEN FRAMING - WOOD OR METAL STUDS
- 2) WOOD SHEATHING
- 3) HAT CHANNEL OVER SHEATHING WITHOUT OR WITH A \*VAPOR BARRIER (\*RECOMMENDED FOR WALLS)



2529 W. Jackson St.  
Phoenix, AZ 85298  
PHONE: (602) 275-1676  
FAX: (602) 275-1739

## 2PC. OUTSIDE CORNER @ VERT

# N401

SCALE: NTS

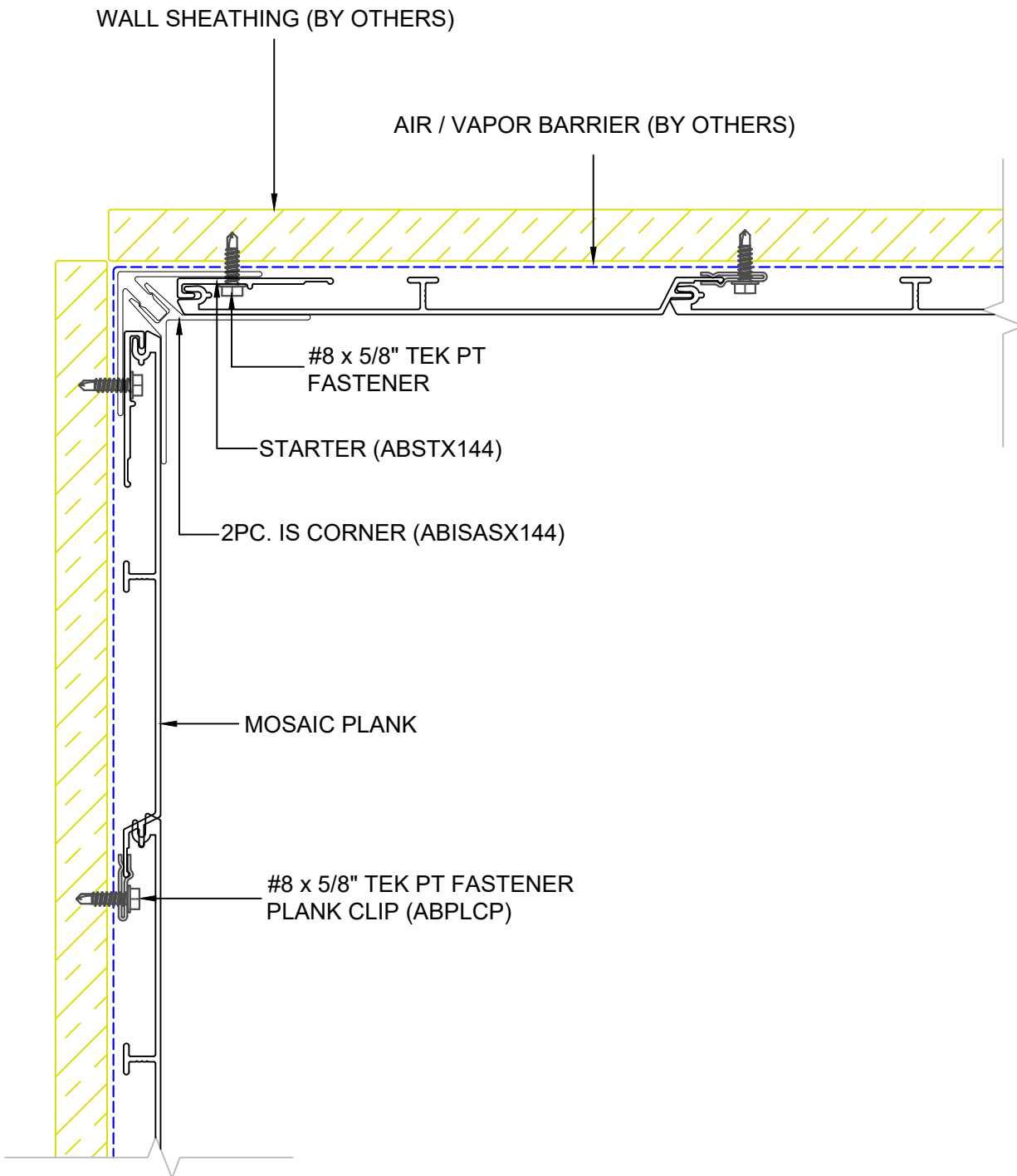
10/25/23

SYSTEM = MOSAIC

**\*\*ALL DETAILS SHOW MOSAIC ATTACHED TO HAT CHANNELS OVER SOLID SUBSTRATE\*\***  
**\*\*REFERENCE LOAD SPAN TABLES FOR ALL ATTACHMENT TYPES, ANCHOR TYPES, & ANCHOR SPACING\*\***

INSTALLATION OPTIONS ARE:

- 1) OPEN FRAMING - WOOD OR METAL STUDS
- 2) WOOD SHEATHING
- 3) HAT CHANNEL OVER SHEATHING WITHOUT OR WITH A \*VAPOR BARRIER (\*RECOMMENDED FOR WALLS)



2529 W. Jackson St.  
Phoenix, AZ 85298

PHONE: (602) 275-1676  
FAX: (602) 275-1739

**2PC. INSIDE CORNER @ HORIZ**

**N402**

SCALE: NTS

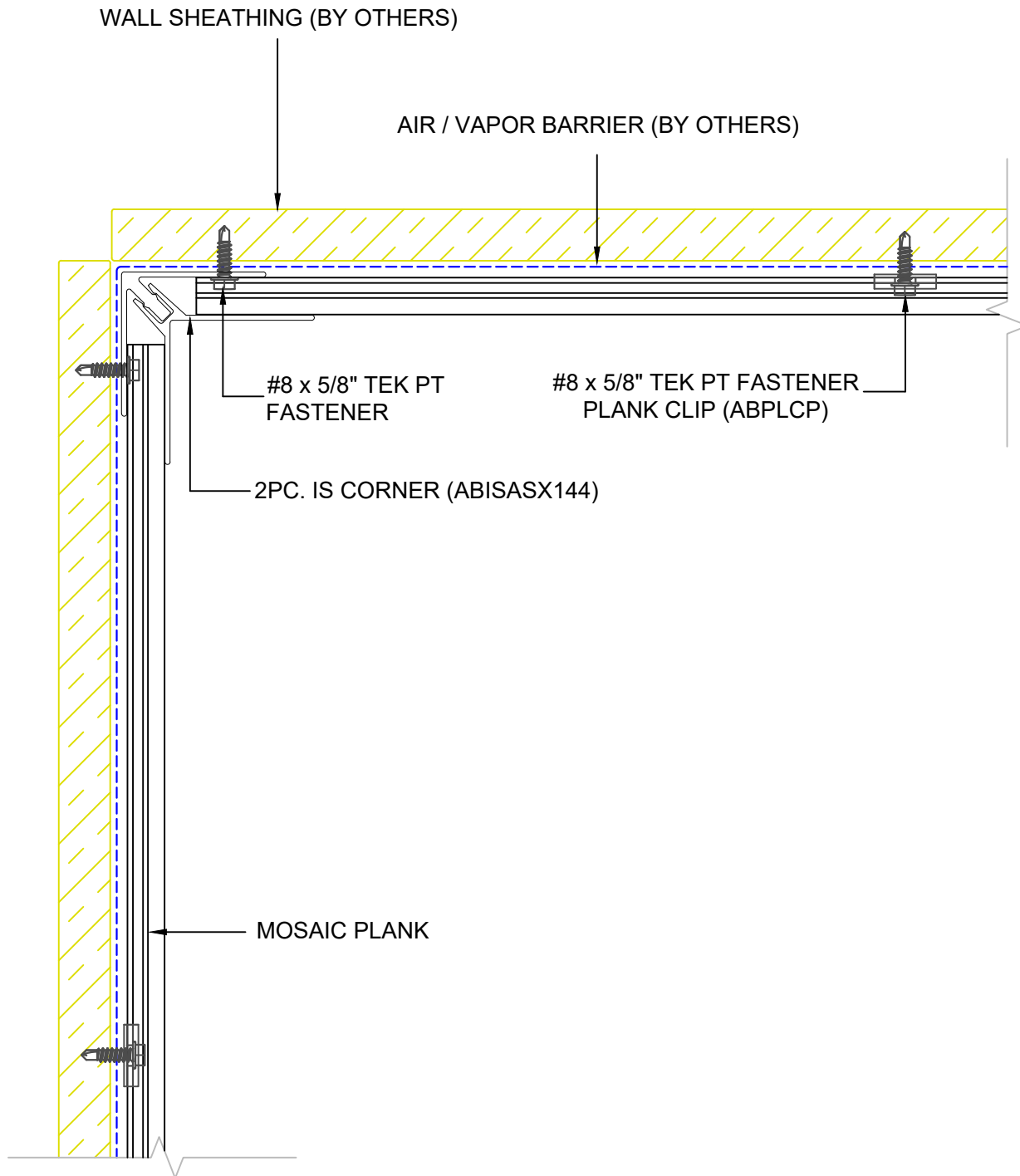
10/25/23

SYSTEM = MOSAIC

**\*\*ALL DETAILS SHOW MOSAIC ATTACHED TO HAT CHANNELS OVER SOLID SUBSTRATE\*\***  
**\*\*REFERENCE LOAD SPAN TABLES FOR ALL ATTACHMENT TYPES, ANCHOR TYPES, & ANCHOR SPACING\*\***

INSTALLATION OPTIONS ARE:

- 1) OPEN FRAMING - WOOD OR METAL STUDS
- 2) WOOD SHEATHING
- 3) HAT CHANNEL OVER SHEATHING WITHOUT OR WITH A \*VAPOR BARRIER (\*RECOMMENDED FOR WALLS)



2529 W. Jackson St.  
Phoenix, AZ 85298  
PHONE: (602) 275-1676  
FAX: (602) 275-1739

2PC. INSIDE CORNER @ VERT

N403

SCALE: NTS

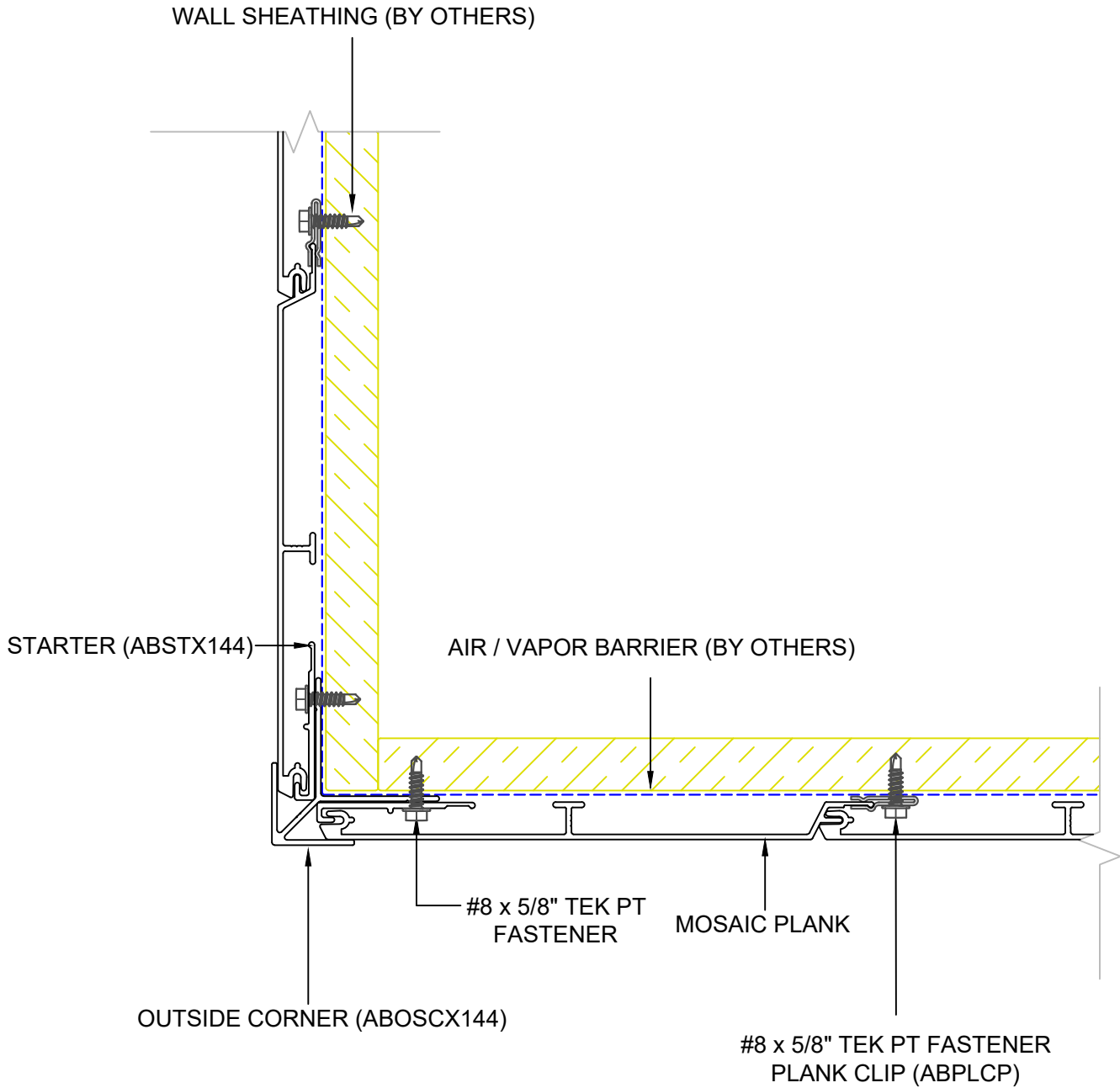
10/25/23

SYSTEM = MOSAIC

**\*\*ALL DETAILS SHOW MOSAIC ATTACHED TO HAT CHANNELS OVER SOLID SUBSTRATE\*\***  
**\*\*REFERENCE LOAD SPAN TABLES FOR ALL ATTACHMENT TYPES, ANCHOR TYPES, & ANCHOR SPACING\*\***

INSTALLATION OPTIONS ARE:

- 1) OPEN FRAMING - WOOD OR METAL STUDS
- 2) WOOD SHEATHING
- 3) HAT CHANNEL OVER SHEATHING WITHOUT OR WITH A \*VAPOR BARRIER (\*RECOMMENDED FOR WALLS)



2529 W. Jackson St.  
Phoenix, AZ 85298  
PHONE: (602) 275-1676  
FAX: (602) 275-1739

OUTSIDE CORNER @ HORIZ

N404

SCALE: NTS

10/25/23

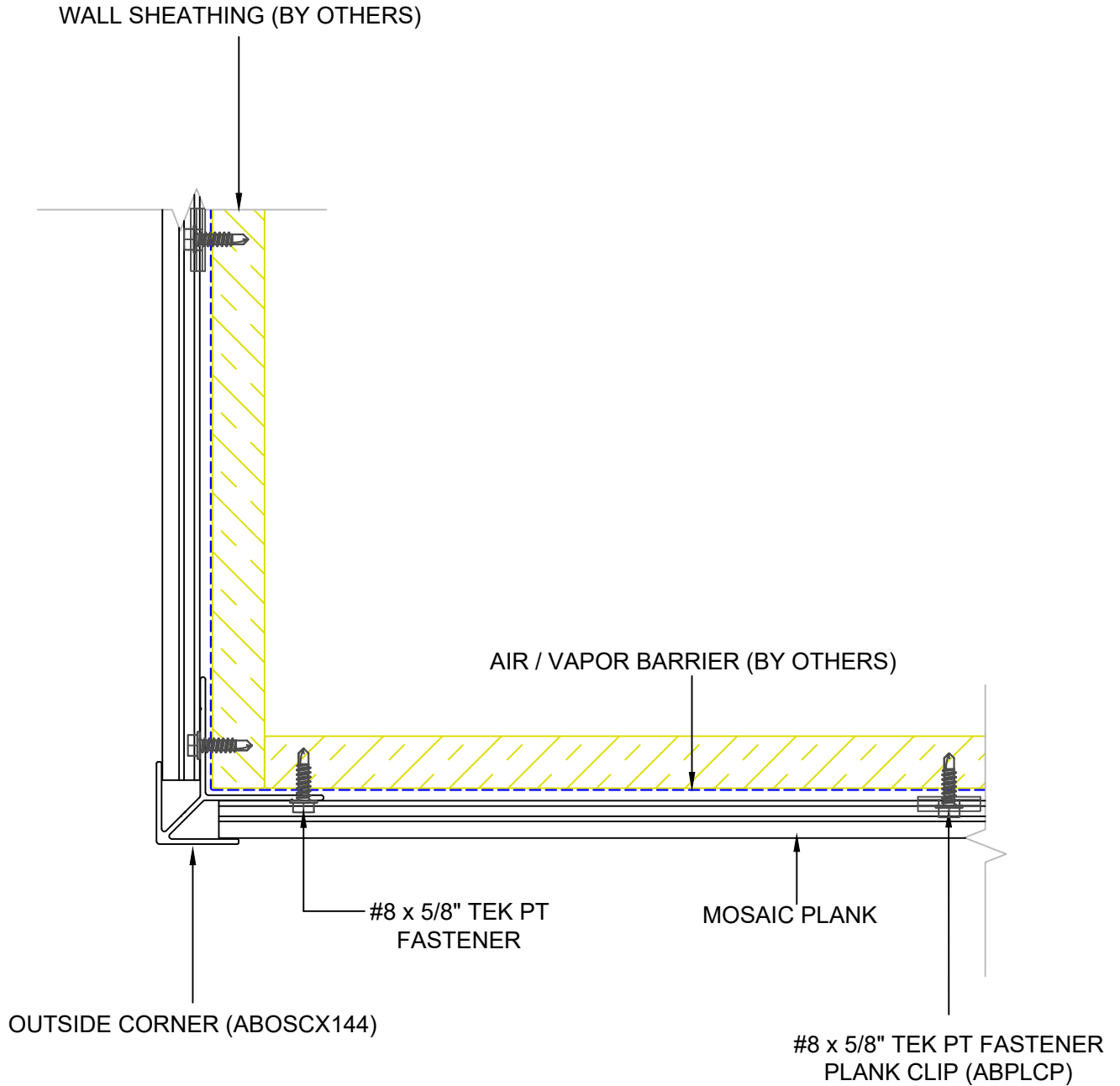
SYSTEM = MOSAIC



**\*\*ALL DETAILS SHOW ALUMABOARD ATTACHED TO HAT CHANNELS OVER SOLID SUBSTRATE\*\***  
**\*\*REFERENCE LOAD SPAN TABLES FOR ALL ATTACHMENT TYPES, ANCHOR TYPES, & ANCHOR SPACING\*\***

INSTALLATION OPTIONS ARE:

- 1) OPEN FRAMING - WOOD OR METAL STUDS
- 2) WOOD SHEATHING
- 3) HAT CHANNEL OVER SHEATHING WITHOUT OR WITH A \*VAPOR BARRIER (\*RECOMMENDED FOR WALLS)



2529 W. Jackson St.  
Phoenix, AZ 85298  
PHONE: (602) 275-1676  
FAX: (602) 275-1739

OUTSIDE CORNER @ VERT

N405

SCALE: NTS

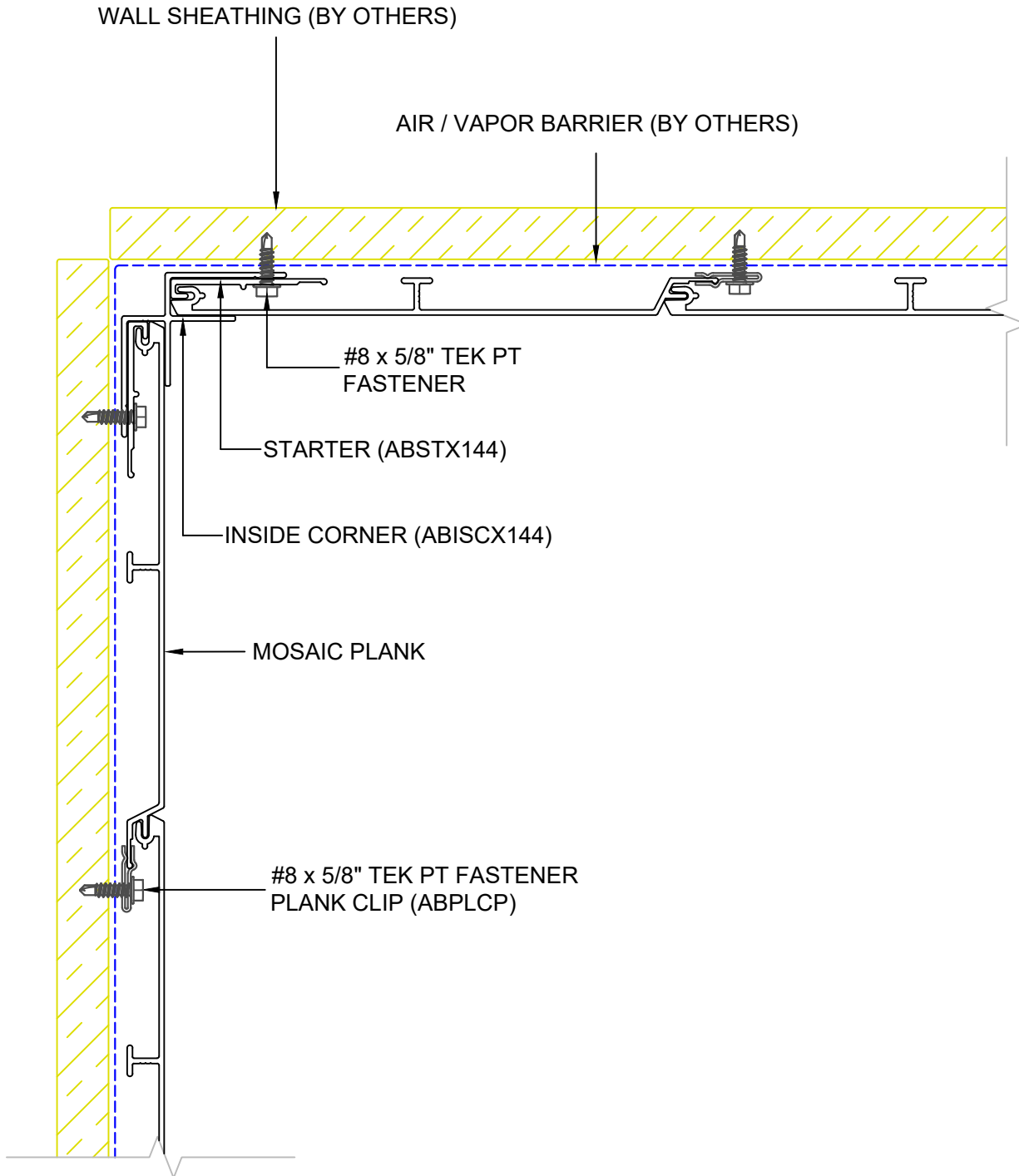
10/25/23

SYSTEM = MOSAIC

**\*\*ALL DETAILS SHOW ALUMABOARD ATTACHED TO HAT CHANNELS OVER SOLID SUBSTRATE\*\***  
**\*\*REFERENCE LOAD SPAN TABLES FOR ALL ATTACHMENT TYPES, ANCHOR TYPES, & ANCHOR SPACING\*\***

INSTALLATION OPTIONS ARE:

- 1) OPEN FRAMING - WOOD OR METAL STUDS
- 2) WOOD SHEATHING
- 3) HAT CHANNEL OVER SHEATHING WITHOUT OR WITH A \*VAPOR BARRIER (\*RECOMMENDED FOR WALLS)



2529 W. Jackson St.  
Phoenix, AZ 85298

PHONE: (602) 275-1676  
FAX: (602) 275-1739

INSIDE CORNER @ HORIZ

N406

SCALE: NTS

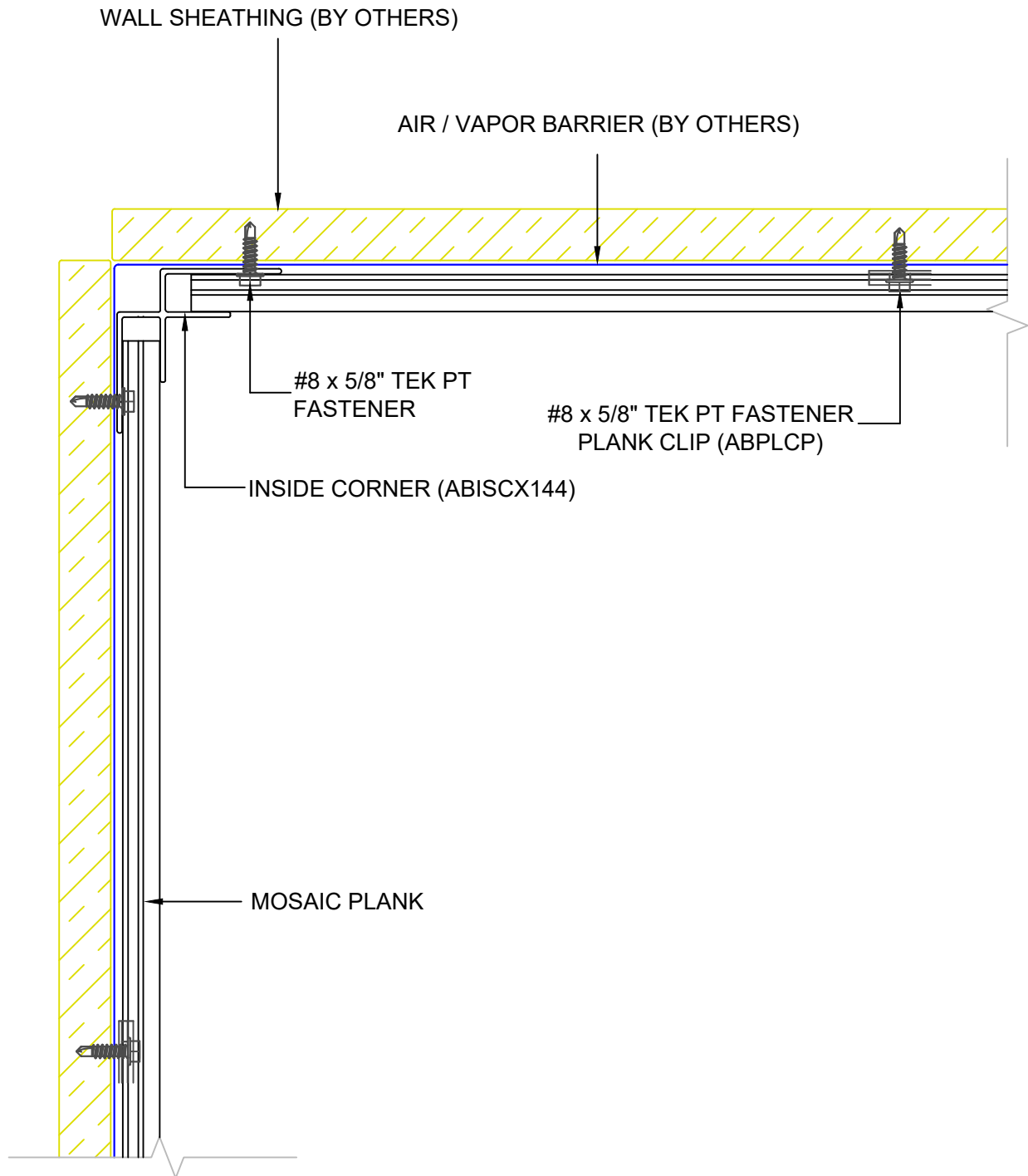
10/25/23

SYSTEM = MOSAIC

**\*\*ALL DETAILS SHOW ALUMABOARD ATTACHED TO HAT CHANNELS OVER SOLID SUBSTRATE\*\***  
**\*\*REFERENCE LOAD SPAN TABLES FOR ALL ATTACHMENT TYPES, ANCHOR TYPES, & ANCHOR SPACING\*\***

INSTALLATION OPTIONS ARE:

- 1) OPEN FRAMING - WOOD OR METAL STUDS
- 2) WOOD SHEATHING
- 3) HAT CHANNEL OVER SHEATHING WITHOUT OR WITH A \*VAPOR BARRIER (\*RECOMMENDED FOR WALLS)



2529 W. Jackson St.  
Phoenix, AZ 85298  
PHONE: (602) 275-1676  
FAX: (602) 275-1739

INSIDE CORNER @ VERT

N407

SCALE: NTS

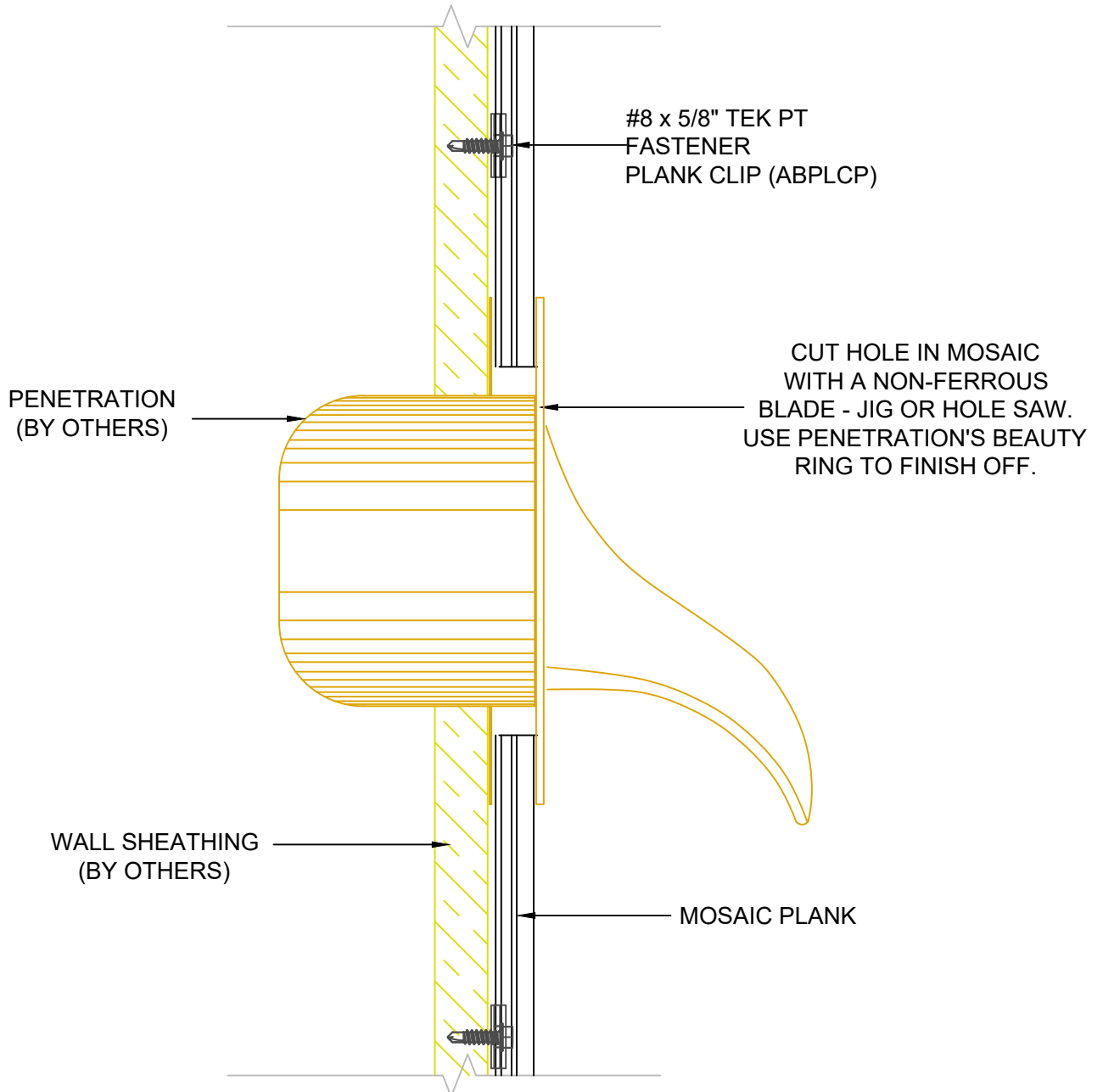
10/25/23

SYSTEM = MOSAIC

**\*\*ALL DETAILS SHOW MOSAIC ATTACHED TO HAT CHANNELS OVER SOLID SUBSTRATE\*\***  
**\*\*REFERENCE LOAD SPAN TABLES FOR ALL ATTACHMENT TYPES, ANCHOR TYPES, & ANCHOR SPACING\*\***

INSTALLATION OPTIONS ARE:

- 1) OPEN FRAMING - WOOD OR METAL STUDS
- 2) WOOD SHEATHING
- 3) HAT CHANNEL OVER SHEATHING WITHOUT OR WITH A \*VAPOR BARRIER (\*RECOMMENDED FOR WALLS)



2529 W. Jackson St.  
Phoenix, AZ 85298  
PHONE: (602) 275-1676  
FAX: (602) 275-1739

## COW TONGUE PENETRATION (1)

N408

SCALE: NTS

10/25/23

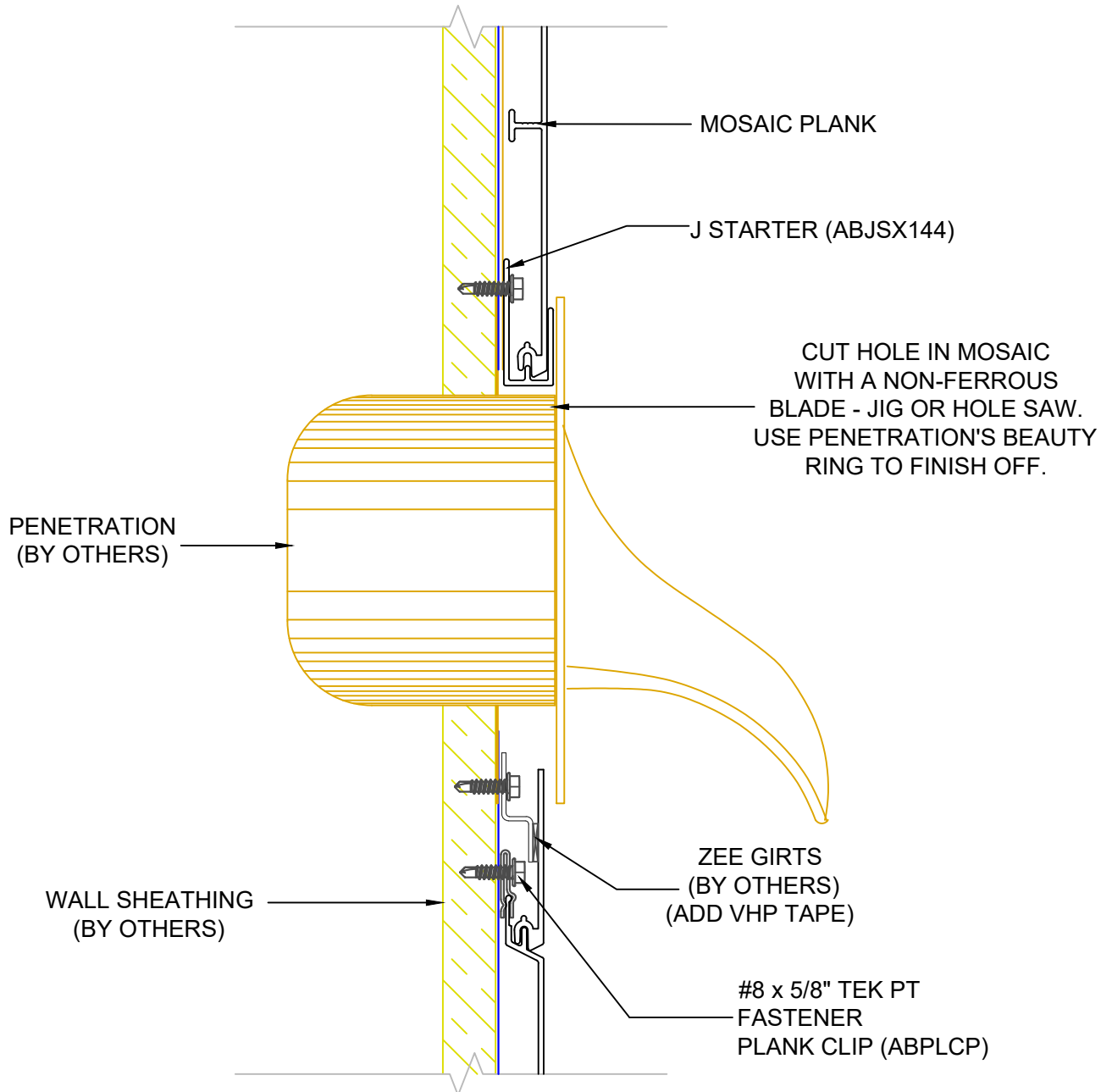
SYSTEM = MOSAIC

**\*\*ALL DETAILS SHOW MOSAIC ATTACHED TO HAT CHANNELS OVER SOLID SUBSTRATE\*\***

**\*\*REFERENCE LOAD SPAN TABLES FOR ALL ATTACHMENT TYPES, ANCHOR TYPES, & ANCHOR SPACING\*\***

INSTALLATION OPTIONS ARE:

- 1) OPEN FRAMING - WOOD OR METAL STUDS
- 2) WOOD SHEATHING
- 3) HAT CHANNEL OVER SHEATHING WITHOUT OR WITH A \*VAPOR BARRIER (\*RECOMMENDED FOR WALLS)



2529 W. Jackson St.  
Phoenix, AZ 85298

PHONE: (602) 275-1676  
FAX: (602) 275-1739

## COW TONGUE PENETRATION (2)

N409

SCALE: NTS

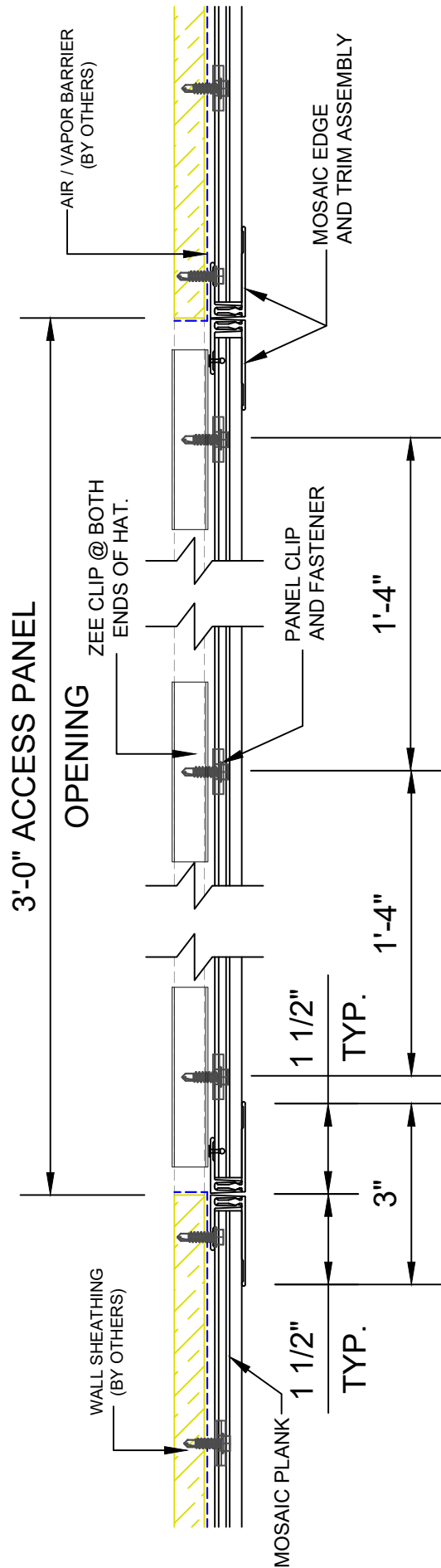
10/25/23

SYSTEM = MOSAIC

\*\*ALL DETAILS SHOW MOSAIC ATTACHED TO HAT CHANNELS OVER SOLID SUBSTRATE\*\*  
 \*\*REFERENCE LOAD SPAN TABLES FOR ALL ATTACHMENT TYPES, ANCHOR TYPES, & ANCHOR SPACING\*\*

INSTALLATION OPTIONS ARE:

- 1) OPEN FRAMING - WOOD OR METAL STUDS
- 2) WOOD SHEATHING
- 3) HAT CHANNEL OVER SHEATHING WITHOUT OR WITH A \*\*VAPOR BARRIER (\*RECOMMENDED FOR WALLS)



2529 W. Jackson St.  
 Phoenix, AZ 85298  
 PHONE: (602) 275-1676  
 FAX: (602) 275-1739

## MOSAIC ACCESS PANEL

N410

SCALE: NTS

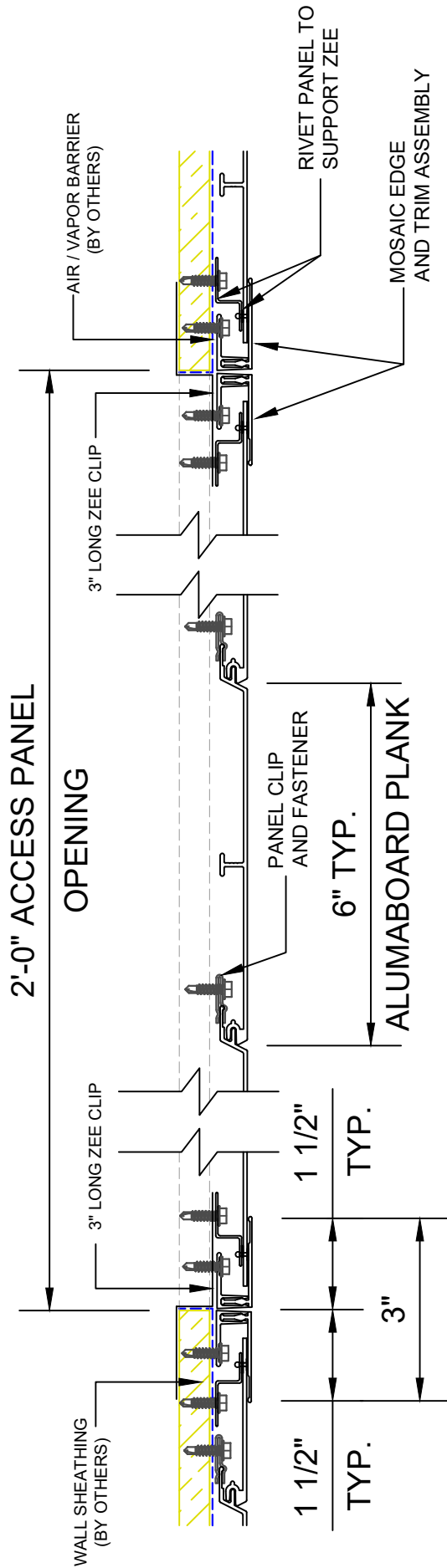
10/25/23

SYSTEM = MOSAIC

**\*\*ALL DETAILS SHOW MOSAIC ATTACHED TO HAT CHANNELS OVER SOLID SUBSTRATE\*\***  
**\*\*REFERENCE LOAD SPAN TABLES FOR ALL ATTACHMENT TYPES, ANCHOR TYPES, & ANCHOR SPACING\*\***

INSTALLATION OPTIONS ARE:

- 1) OPEN FRAMING - WOOD OR METAL STUDS
- 2) WOOD SHEATHING
- 3) HAT CHANNEL OVER SHEATHING WITHOUT OR WITH A \*VAPOR BARRIER (\*RECOMMENDED FOR WALLS)



2529 W. Jackson St.  
 Phoenix, AZ 85298  
 PHONE: (602) 275-1676  
 FAX: (602) 275-1739

# MOSAIC ACCESS PANEL

N411

SCALE: NTS

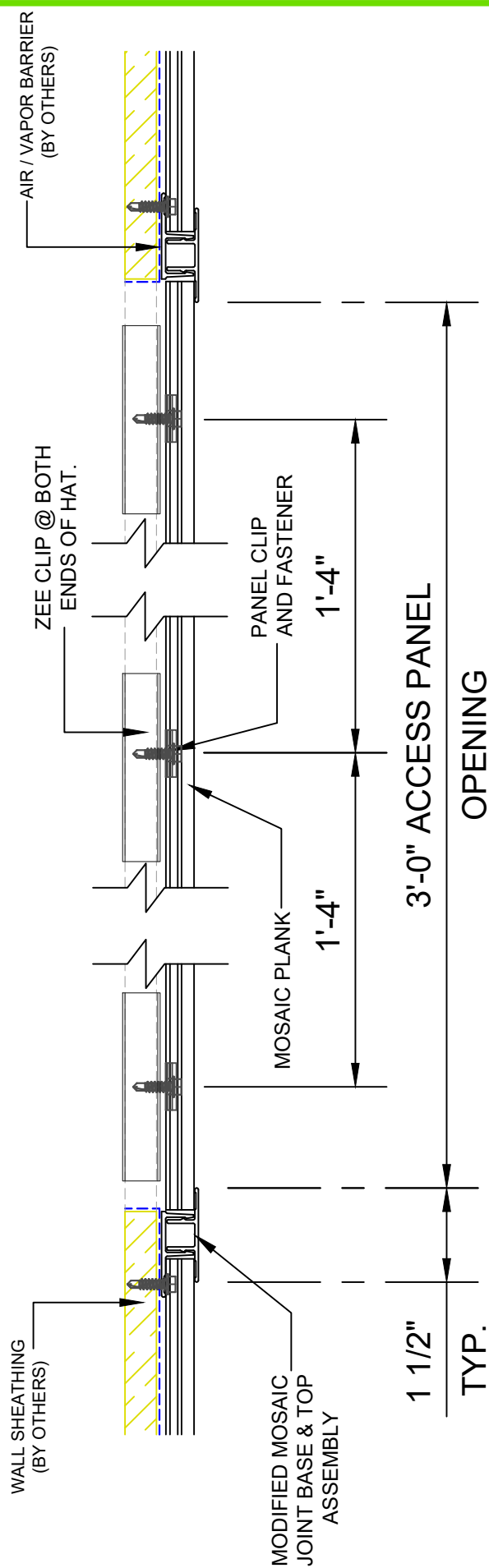
10/25/23

SYSTEM = MOSAIC

\*\*ALL DETAILS SHOW MOSAIC ATTACHED TO HAT CHANNELS OVER SOLID SUBSTRATE\*\*  
 \*\*REFERENCE LOAD SPAN TABLES FOR ALL ATTACHMENT TYPES, ANCHOR TYPES, & ANCHOR SPACING\*\*

INSTALLATION OPTIONS ARE:

- 1) OPEN FRAMING - WOOD OR METAL STUDS
- 2) WOOD SHEATHING
- 3) HAT CHANNEL OVER SHEATHING WITHOUT OR WITH A \*VAPOR BARRIER (\*RECOMMENDED FOR WALLS)



2529 W. Jackson St.  
 Phoenix, AZ 85298  
 PHONE: (602) 275-1676  
 FAX: (602) 275-1739

# MOSAIC ACCESS PANEL

N412

SCALE: NTS

10/25/23

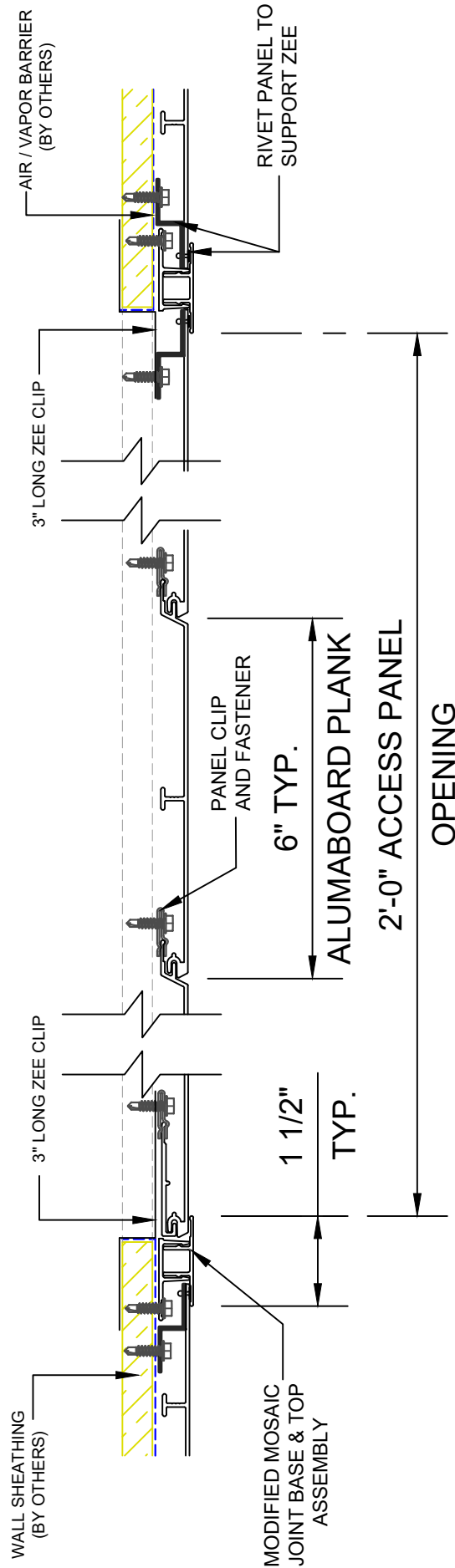
SYSTEM = MOSAIC



**\*\*ALL DETAILS SHOW MOSAIC ATTACHED TO HAT CHANNELS OVER SOLID SUBSTRATE\*\***  
**\*\*REFERENCE LOAD SPAN TABLES FOR ALL ATTACHMENT TYPES, ANCHOR TYPES, & ANCHOR SPACING\*\***

INSTALLATION OPTIONS ARE:

- 1) OPEN FRAMING - WOOD OR METAL STUDS
- 2) WOOD SHEATHING
- 3) HAT CHANNEL OVER SHEATHING WITHOUT OR WITH A \*VAPOR BARRIER (\*RECOMMENDED FOR WALLS)



2529 W. Jackson St.  
 Phoenix, AZ 85298  
 PHONE: (602) 275-1676  
 FAX: (602) 275-1739

# MOSAIC ACCESS PANEL

N413

SCALE: NTS

10/25/23

SYSTEM = MOSAIC