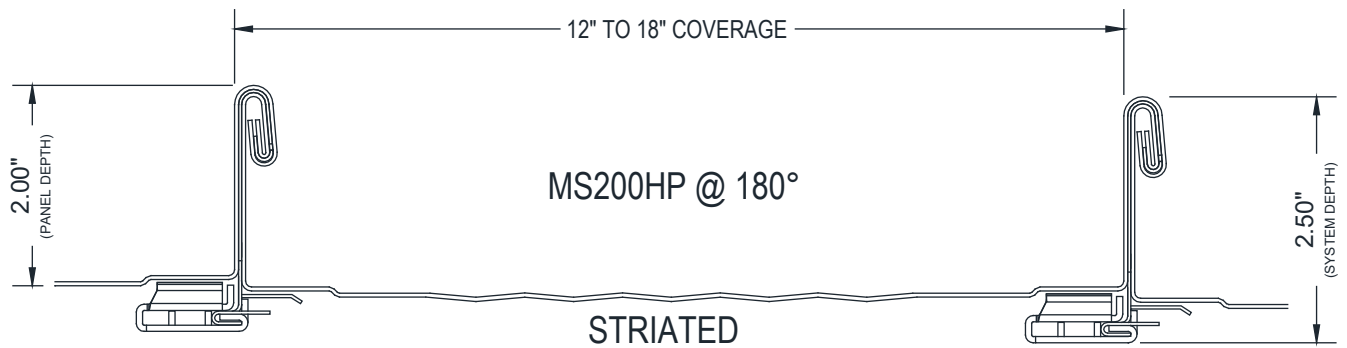


# MS-200HP Mechanical Standing Seam Panel



## Features:

- Roof or Wall Application
- Horizontal or Vertical Installation
- Applied over solid substrate or open framing
- 2 piece concealed clip designed for thermal movement
- Minimum slope 3/4:12
- Factory applied sealant (standard) ensures weather tightness
- Tapered panels available up to 20'-0", w/o clip relief or face ribs

## Panel Lengths:

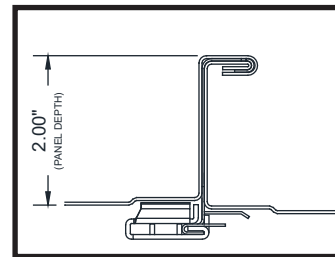
- Minimum 2' up to 50'
- Field forming available for panels over 50'
- 2" Rib Height, 18" coverage standard (12" and 16" special order)

## Panel Depth:

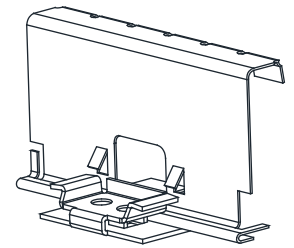
- 2" seam depth, (system depth is 2.5" with clip)

## Product Options:

- Finishes: Kynar 500 ( PVFD) Colors and Acrylic Coated Galvalume
- Available Gauges: 24 ga Standard; 22 ga Optional
- Also available in 20 or 24 oz Copper, 0.040 Aluminum, 0.8mm Zinc
- Mechanically seamed integral side lap seam
- Single or double lock; UL rated in either seam type
- Striated surface standard
- Oil Canning is NOT a cause for rejection
- Weathertight warranty may be available, inquire for details



OPTION MS200HP @ 90°



MS200HP PANEL CLIP

## Clarifications:

- All panels will be supplied with striations unless specified otherwise, in writing by purchaser.
- Rollfab utilizes top quality materials specifically designed for rollforming applications, which are tension leveled to help minimize oil canning. Oil canning is naturally inherent in sheet metal and is not grounds for rejection.
- Kynar 500 is a registered trademark of Elf Atochem North America Inc.
- Galvalume is a registered trademark of BEIC International, Inc.

## Testing:

- UL-263 Fire Resistance Rating
- UL-790 Class A Fire Resistance
- UL-2218 Class 4 Impact Resistant
- CEGS 07416 US Army Corp of Engineers Rated, ASTM E1592
- UL-580 Class 90 Wind Uplift Construction No. 90,176,180, 238,238A, 238B, 238C, 437, 449, 451, 452, 487, 506, 506A, 506B, 576, 577,583
- Miami Dade County ASTM-1897 approved: FM I 90 protocol
- ASTM 2140 Submersion Test approved PA-125(FM4471)
- ASTM E-E1646-95 Water Infiltration
- ASTM E-E1680-95 Air Filtration

Rollfab MS 200 HP 16"				
U.S. Army Corps of Engineers: CEGS - 07416			ASTM E 1592	
	Allowable Wind Uplift Capacity, psf		Ultimate Wind Uplift Capacity, psf	
Panel Description	Design, wind pressures, psf		Design, wind pressure, psf	
Depth / Width / Gauge	"Field" of roof 60" O.C.	Leading & trailing edges 24"	"Field" of roof 60" O.C.	Leading & trailing roof 24"
2" X 16" X 24 ga.	43.5 psf	101.5	71.9 psf	167.6 psf

### Wind Uplift/Load Span 24ga @18" o.c., 3 spans

Panel Span Feet	<u>2.0</u>	<u>2.5</u>	<u>3.0</u>	<u>3.5</u>	<u>4.0</u>	<u>4.5</u>	<u>5.0</u>
Allowable Wind Uplift Pressure	223	178	127	94	73	58	47

**General Notes:**

- 1)The Allowable Pressure is the Ultimate Test Pressure divided by a Factor-of-Safety (Load Factor) of 1.65
- 2)The published Allowable Wind Uplift Pressure considers panel buckling strength, side joint disengagement resistance and clip/side joint interactive strength.

**AIR FILTRATION** Resistance to air filtration: 0.004 cfm per lineal foot of joint when tested in accordance with ASTM E1680 at static test pressure differential of 12.00 psf

**WATER INFILTRATION** Resistance to water infiltration: No leakage through panel joints in accordance with ASTM E1646 at static pressure differential at 20.00 psf.