



Quote Request

Sample Request

Order Request

CUSTOMER _____

CONTACT _____ PHONE _____

ADDRESS _____

EMAIL _____

PROJECT NAME _____

SHIP TO _____

SITE CONTACT _____ PHONE _____

EMAIL _____ RECEIVING HOURS _____

Engineering Services (if required)

Shop Drawings

Engineering Calcs

AFRICAN ROSEWOOD

AMBER BAMBOO

AMERICAN WALNUT

BASSWOOD

BLACK WALNUT

COASTLINE

COLONY MAPLE

CREAM FIR

DARK AMBER BAMBOO

DARK CHERRY

DARK COLONY MAPLE

DARK FIR

DARK KNOTTY PINE

DARK NATIONAL WALNUT

DARK SUPER OAK

DARK SUPER WIDE GRAIN

EXTRA DARK KNOTTY PINE

HAZELNUT BROWN

LIGHT AFRICAN ROSEWOOD

LIGHT AMERICAN WALNUT

LIGHT FIR

LIGHT HAZELNUT BROWN

LIGHT MAPLE

LIGHT NATIONAL WALNUT

LIGHT PECAN

LIGHT SUPER WIDE GRAIN

LIGHT TABLE WALNUT

MEDIUM CHERRY

RED OAK

SUPER OAK

SUPER WIDE GRAIN

TABLE WALNUT

WHITE AMERICAN WALNUT

WHITE BAMBOO

WHITE OAK

WEATHERED TEAK

RECLAIMED OAK

DISTRESSED OAK

SOLID COLOR SMOOTH FINISH

SOLID COLOR TEXTURE FINISH

ARIZONA BLUE

BLACK

BURNT GARNET

CHARCOAL

DARK BRONZE

GRAPHITE

INK BLACK

LUCKY GREEN

OIL RUBBED BRONZE

RED BRICK

RUST SPICE

SERIOUS GRAY

SIERRA TAN

SIGNAL WHITE

TUMERIC

WEATHERING STEEL














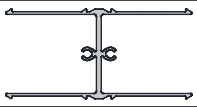


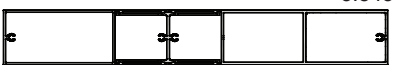

MILL FINISH







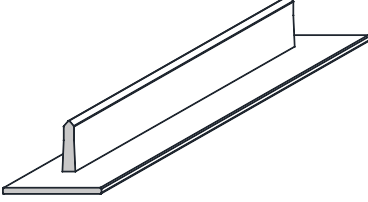




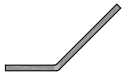
CUSTOM COLOR MATCH _____

INTERIOR COLORS ONLY

DRIFTWOOD

PHOENIX COPPER

PRODUCT IMAGE <i>(Lbs in Linear Foot)</i>	PART NUMBER	PRODUCT DESCRIPTION	QUANTITY
 0.716#/LnFt	ABBA1X3X288	SOLID 1"x3" X288" Batten	
 0.869#/LnFt	ABBA1X4X288	SOLID 1"x4" X288" Batten	
 1.025#/LnFt	ABBA1X5X288	SOLID 1"x5" X288" Batten	
 1.180#/LnFt	ABBA1X6X288	SOLID 1"x6" X288" Batten	
 1.947#/LnFt	ABBA1X8X288	SOLID 1"x8" X288" Batten	
 2.183#/LnFt	ABBA2X8X288	SOLID 2"x8" X288" Batten	
 2.934#/LnFt	ABBA2X8X288-6S	SOLID 2"x8" X288" Batten <i>6 Screw Bosses</i>	
 1.597 lbs/ea.	ABBAS6X1X288	BATTEN ASSEMBLY 6"x1" X288" Batten	
 1.094 #/LnFt	ABBAS2X2X288	BATTEN ASSEMBLY 2"x2" X288" Batten <i>(Cap & Base)</i>	
 1.339 #/LnFt	ABBAS2X3X288	BATTEN ASSEMBLY 2"x3" X288" Batten <i>(Cap & Base)</i>	
 1.532 #/LnFt	ABBAS2X4X288	BATTEN ASSEMBLY 2"x4" X288" Batten <i>(Cap & Base)</i>	
 2.060 #/LnFt	ABBAS2X6X288	BATTEN ASSEMBLY 2"x6" X288" Batten <i>(Cap & Base)</i>	
 2.934 #/LnFt	ABBAS2X8X288	BATTEN ASSEMBLY 2"x8" X288" Batten <i>(Cap & Base)</i>	
 0.849 #/LnFt	ABBEX2C288	BATTEN EXTENSION X 288"	
 4.441 #/LnFt	ABBAS2X10X288	BATTEN ASSEMBLY 2"x10" X288" Batten <i>(Cap & Base) (Batten Combination Required)</i>	
 4.969 #/LnFt	ABBAS2X12X288	BATTEN ASSEMBLY 2"x12" X288" Batten <i>(Cap & Base) (Batten Combination Required)</i>	
 5.843 #/LnFt	ABBAS2X14X288	BATTEN ASSEMBLY 2"x14" X288" Batten <i>(Cap & Base) (Batten Combination Required)</i>	
 6.717 #/LnFt	ABBAS2X16X288	BATTEN ASSEMBLY 2"x16" X288" Batten <i>(Cap & Base) (Batten Combination Required)</i>	

PRODUCT IMAGE <i>(Lbs in Linear Foot)</i>	PART NUMBER	PRODUCT DESCRIPTION	QUANTITY																				
 1.013 #/LnFt	ABBL1X3X288	BATTEN L-CONNECT ASSEMBLY 1"X3" X288" Batten																					
 1.205 #/LnFt	ABBL1X4X288	BATTEN L-CONNECT ASSEMBLY 1"X4" X288" Batten <i>(Two Pieces)</i>																					
 1.586 #/LnFt	ABBL1X6X288	BATTEN L-CONNECT ASSEMBLY 1"X4" X288" Batten <i>(Two Pieces)</i>																					
 3.156 #/LnFt	ABBL4X8X288	BATTEN L-CONNECT ASSEMBLY 4"X8" X288" Batten <i>(Two Pieces)</i>																					
 4.898 #/LnFt		CEE FIN BATTEN 4"X10.75"X288"																					
	(WOODGRAIN COLOR) - TUP	TOUCH UP PENS TOUCH UP PEN BLENDING INSTRUCTIONS AVAILABLE IN THE RESOURCES SECTION OF LUMABUILT.COM/RESOURCES																					
	ABBTEC	BATTEN T-END CAPS <table border="1" data-bbox="886 940 1393 1073"> <tr> <td>1"X3"</td> <td>1"X4"</td> <td>1"X5"</td> <td>1"X6"</td> <td>1"X8"</td> </tr> <tr> <td>2"X2"</td> <td>2"X3"</td> <td>2"X4"</td> <td>2"X6"</td> <td>2"X8"</td> </tr> <tr> <td>4"X2"</td> <td>2"X10"</td> <td>2"X12"</td> <td>2"X14"</td> <td>2"X16"</td> </tr> </table>	1"X3"	1"X4"	1"X5"	1"X6"	1"X8"	2"X2"	2"X3"	2"X4"	2"X6"	2"X8"	4"X2"	2"X10"	2"X12"	2"X14"	2"X16"	Min Quantity 100					
1"X3"	1"X4"	1"X5"	1"X6"	1"X8"																			
2"X2"	2"X3"	2"X4"	2"X6"	2"X8"																			
4"X2"	2"X10"	2"X12"	2"X14"	2"X16"																			
	ABBFEC	BATTEN FLAT END CAPS <table border="1" data-bbox="886 1157 1393 1329"> <tr> <td>1"X3"</td> <td>1"X4"</td> <td>1"X5"</td> <td>1"X6"</td> <td>1"X8"</td> </tr> <tr> <td>2"X2"</td> <td>2"X3"</td> <td>2"X4"</td> <td>2"X6"</td> <td>2"X8"</td> </tr> <tr> <td>4"X2"</td> <td>4"x8"</td> <td>2"x10"</td> <td>2"X12"</td> <td>2"X14"</td> </tr> <tr> <td colspan="2">2"X16"</td> <td colspan="3">4"X10.75" CEE FIN</td> </tr> </table>	1"X3"	1"X4"	1"X5"	1"X6"	1"X8"	2"X2"	2"X3"	2"X4"	2"X6"	2"X8"	4"X2"	4"x8"	2"x10"	2"X12"	2"X14"	2"X16"		4"X10.75" CEE FIN			
1"X3"	1"X4"	1"X5"	1"X6"	1"X8"																			
2"X2"	2"X3"	2"X4"	2"X6"	2"X8"																			
4"X2"	4"x8"	2"x10"	2"X12"	2"X14"																			
2"X16"		4"X10.75" CEE FIN																					
	BRA1CBATX125BLACK	1" CEE BRACKET 1" x 1" x 3" - 0.125" AL																					
	BRA2CBATX125BLACK	2" CEE BRACKET 2" x 2" x 3" - 0.125" AL																					
	BRA2LBATX125BLACK	L-BRACKET 2" x 1" x 3" - 0.125" AL																					
	BRAOABATX125BLACK	ANGLE BRACKET 2" x 1" x 3" - 0.125" AL																					