



Quote Request

Sample Request

Order Request

CUSTOMER \_\_\_\_\_

CONTACT \_\_\_\_\_ PHONE \_\_\_\_\_

ADDRESS \_\_\_\_\_

EMAIL \_\_\_\_\_

PROJECT NAME \_\_\_\_\_

SHIP TO \_\_\_\_\_

SITE CONTACT \_\_\_\_\_ PHONE \_\_\_\_\_

EMAIL \_\_\_\_\_ RECEIVING HOURS \_\_\_\_\_

*Engineering Services (if required)*

Shop Drawings

Engineering Calcs

AFRICAN ROSEWOOD

AMBER BAMBOO

AMERICAN WALNUT

BASSWOOD

BLACK WALNUT

COASTLINE

COLONY MAPLE

CREAM FIR

DARK AMBER BAMBOO

DARK CHERRY

DARK COLONY MAPLE

DARK FIR

DARK KNOTTY PINE

DARK NATIONAL WALNUT

DARK SUPER OAK

DARK SUPER WIDE GRAIN

EXTRA DARK KNOTTY PINE

HAZELNUT BROWN

LIGHT AFRICAN ROSEWOOD

LIGHT AMERICAN WALNUT

LIGHT FIR

LIGHT HAZELNUT BROWN

LIGHT MAPLE

LIGHT NATIONAL WALNUT

LIGHT PECAN

LIGHT SUPER WIDE GRAIN

LIGHT TABLE WALNUT

MEDIUM CHERRY

RED OAK

SUPER OAK

SUPER WIDE GRAIN

TABLE WALNUT

WHITE AMERICAN WALNUT

WHITE BAMBOO

WHITE OAK

WEATHERED TEAK

**SOLID COLOR SMOOTH FINISH**

**SOLID COLOR TEXTURE FINISH**

ARIZONA BLUE

BLACK

BURNT GARNET

CHARCOAL

DARK BRONZE

GRAPHITE

INK BLACK

LUCKY GREEN

OIL RUBBED BRONZE

RED BRICK

RUST SPICE

SERIOUS GRAY

SIERRA TAN

SIGNAL WHITE

TURMERIC

WEATHERING STEEL









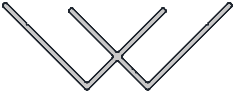

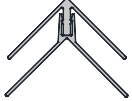


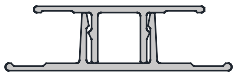
MILL FINISH

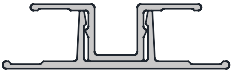



CUSTOM COLOR MATCH \_\_\_\_\_

**INTERIOR COLORS ONLY**

DRIFTWOOD

PHOENIX COPPER

<b>PRODUCT IMAGE</b> <i>(Lbs in Linear Foot)</i>	<b>PART NUMBER</b>	<b>PRODUCT DESCRIPTION</b>	<b>QUANTITY</b>
 0.325 #/LnFt	ABPL2.5X288	2.5" V-GROOVE PLANK 2.5" X 288" SqFt/Plank	
 0.474 #/LnFt	ABPL4X288	4" V-GROOVE PLANK 4" X 288" 8 SqFt/Plank	
 0.622 #/LnFt	ABPL6X288	6" V-GROOVE PLANK 6" X 288" 12 SqFt/Plank	
 0.592 #/LnFt	ABPLF6X288	6" FLUSH PLANK 6" X 288" 12 SqFt/Plank	
 0.770 #/LnFt	ABPL8X288	8" V-GROOVE PLANK 8" X 288" 16 SqFt/Plank	
 1.506 #/LnFt	ABPL10X288	10" V-GROOVE PLANK 10" X 288" 20 SqFt/Plank	
	ABBAAGENERAL	VENTED 6" V-GROOVE PLANK 6" X 144" 6 SqFt/Plank	
 0.01 lbs/ea.	ABCLIPSS	PANEL CLIP (Stainless Steel) (224 Clips/Bag = 2.47 LBS.)	
 0.403 #/LnFt	ABISCX144	INSIDE CORNER X 144"	
 0.401 #/LnFt	ABOSCX144	OUTSIDE CORNER X 144"	
 0.711 #/LnFt	ABCASX144	INSIDE/OUTSIDE CORNER ASSEMBLY X 144"	
 0.226 #/LnFt	ABJSX144	J-STARTER X 144"	
 0.238 #/LnFt	ABEASX144	EDGE ASSEMBLY TERMINATION (BASE & TOP) X 144"	
 0.344 #/LnFt	ABJASX144	JOINT ASSEMBLY (BASE & TOP) X 144"	

<b>PRODUCT IMAGE</b> <i>(Lbs in Linear Foot)</i>	<b>PART NUMBER</b>	<b>PRODUCT DESCRIPTION</b>	<b>QUANTITY</b>
 <p>0.345 #/LnFt</p>	ABJASRX144	JOINT ASSEMBLY REVEAL (BASE & REVEAL) X 144"	
 <p>0.0782 LB/FT</p>	ABZSX144(Bare)	ZEE SUPPORT X 144"	
 <p>0.172 #/LnFt</p>	ABSTX144 <i>(Color or Bare)</i>	STARTER X 144"	
	(WOODGRAIN COLOR) - TUP	TOUCH UP PENS  <i>TOUCH UP PEN BLENDING INSTRUCTIONS            AVAILABLE IN THE RESOURCES SECTION OF  <a href="http://LUMABUILT.COM/RESOURCES">LUMABUILT.COM/RESOURCES</a></i>	

