

BATTEN ASSEMBLIES

Mosaic Batten Assemblies feature a two-piece configuration consisting of a structural base and a snap-on cap. The base is fastened directly to the substrate, while the cap snaps into place to conceal fasteners and complete the finished profile. This modular design provides secure attachment with a clean, uninterrupted appearance and allows designers to vary batten depth and scale within a single project while maintaining consistent alignment and installation efficiency.

Product Information

- The perfect architectural solution for a variety of exterior and interior applications including sunshades, privacy screens, fencing, and decorative elements.
- Made of 6063-T6 extruded aluminum alloy.
- Both prepunched and t-shaped end caps available.
- Lightweight, durable and our licensed proprietary sublimation process makes its beauty last for years.

Available Finishes

Solid colors, woodgrains, and specialty finishes.

Visit lumabuilt.com to view all available finishes.

Warranty

Woodgrains: 15-year standard warranty (20 year specialty warranties on request)

Solid Colors: 20-year standard warranty

Full details are available at lumabuilt.com.

Testing Information

- System Testing with CA & PA Stamps: ASTM E2768/E84, ASTM E136, AAMA 1402
- Paint Finish Testing: AAMA 2605
- Fully ICC Certified: ESR-5449
- Class "A" Fire Rating
- FL Supplement with HVHZ (ESR-5449)

BATTEN ASSEMBLIES

PROFILE/PRODUCT	LENGTH	WEIGHT
2" Batten Base	24"	.535 lb/ft
2" Batten Cap	24"	.558 lb/ft
3" Batten Cap	24"	.804 lb/ft
4" Batten Cap	24"	.996 lb/ft
6" Batten Cap	24"	1.525 lb/ft
8" Batten Cap	24"	2.408 lb/ft
Batten Extension	24"	.849 lb/ft
6" x 1" Batten Assembly	24"	1.597 lb/ft
4" x 2" Batten Assembly	24"	1.500 lb/ft

* Custom lengths are available upon request. Order minimums may apply.

EXPOSED BRACKETS

PROFILE/PRODUCT	LENGTH	WEIGHT	THICKNESS
1" U Bracket	3" - 12"	.111 lb/ft	.125"
2" U Bracket	3" - 12"	.221 lb/ft	.125"
L Bracket	3" - 12"	.110 lb/ft	.125"
Angle Bracket	3" - 12"	.115 lb/ft	.125"

INTERNAL BRACKETS

PROFILE/PRODUCT	WEIGHT	THICKNESS
Exposed Fastener Internal Bracket	.176 lb/ea	.125"
Hidden Fastener Internal Bracket	.106 lb/ea	.125"

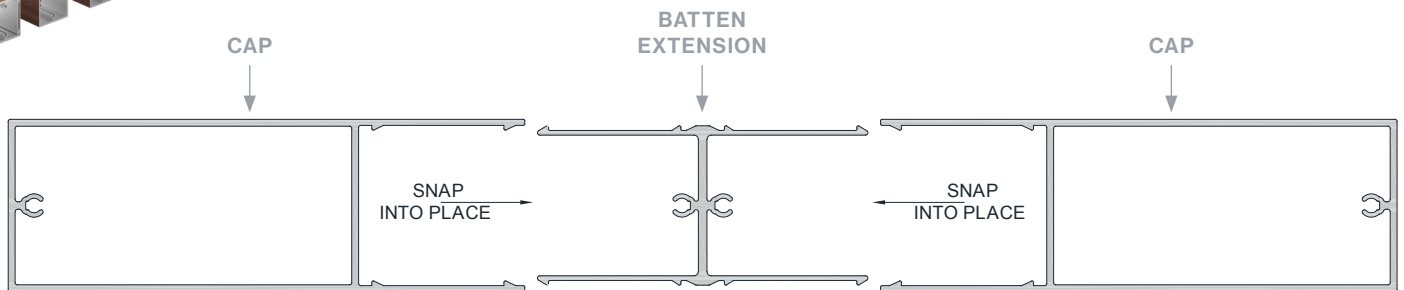
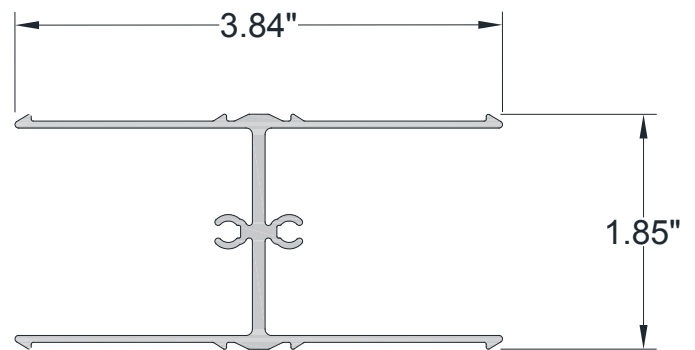


BATTEN EXTENSION

The Batten Extension is an aluminum extrusion designed to expand the versatility of our 2" batten assemblies. It allows two different batten caps to be joined together, creating larger profiles beyond the standard cap sizes. For example, an 8" and 6" cap can be combined to form a continuous 2"x14" batten. Because these larger assemblies do not use a 2" base, installation will require exposed brackets. The Batten Extension opens up new opportunities for creative expression, giving architects and designers the flexibility to scale battens to unique dimensions while maintaining a consistent system aesthetic.

Batten Extension Combinations

CAP COMBINATION	FINAL BATTEN SIZE
6" Cap & 4" Cap	2" x 10"
6" Cap & 6" Cap	2" x 12"
6" Cap & 8" Cap	2" x 14"
8" Cap & 8" Cap	2" x 16"

Batten extensions will create a visible seam where caps connect, and natural variation within wood-mimicking finishes means grain patterns will not align seamlessly. These effects are expected and should be considered during design. We recommend requesting physical samples to confirm aesthetics prior to purchase.

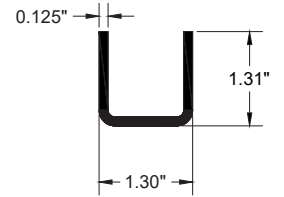


EXPOSED BRACKETS

Exposed brackets are powder-coated aluminum components designed to remain visible as part of the finished installation. Brackets are fastened directly to the substrate, with battens secured to the brackets during installation. Slotted holes in the bracket allow for thermal expansion and adjustment while maintaining consistent alignment.

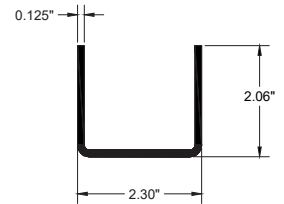



1" U BRACKET



Available in the following lengths:
3", 4", 5", 6", 8"

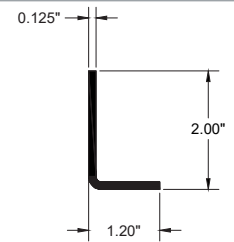
2" U BRACKET



Available in the following lengths:
3", 4", 5", 6", 8", 10", 12", 14", 16"

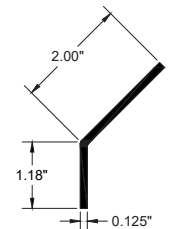


L BRACKET



Available in the following lengths:
3", 4", 5", 6", 7", 8", 10", 12", 14", 16"

ANGLE BRACKET



Available in the following lengths:
3", 4", 5", 6", 8", 10", 12", 14", 16"


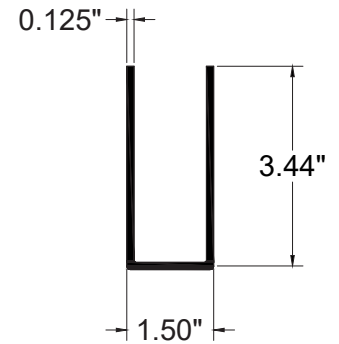
INTERNAL BRACKETS

Internal Brackets provide an alternative attachment method for Mosaic Batten Assembly Systems by securing battens directly to the substrate while maintaining a clean, streamlined appearance. Installed within the ends of the batten profile, these brackets improve attachment flexibility and allow for secure end fastening without the need for external mounting hardware.



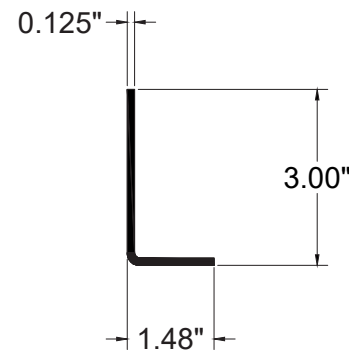
EXPOSED FASTENER INTERNAL BRACKET

The Exposed Fastener Internal Bracket is designed for use with 2" x 2", 2" x 3", and 2" x 4" Mosaic Batten Assemblies. This bracket secures the batten to the substrate from within the profile while maintaining structural attachment at termination points. Final installation will include one visible fastener on each side of the batten.



HIDDEN FASTENER INTERNAL BRACKET

The Hidden Fastener Internal Bracket is designed for use with 2" x 6" and 2" x 8" Mosaic Batten Assemblies. This bracket secures the batten directly to the substrate while concealing all attachment hardware within the profile, creating a clean finished appearance with no visible fasteners.



END CAPS

Mosaic Batten End Caps are designed to provide a finished termination for all Mosaic batten profiles, creating the appearance of a continuous, solid beam. Each end cap is manufactured and finished to match the corresponding batten in color and woodgrain pattern for visual consistency. End caps are available for all Mosaic batten types and sizes, allowing for a complete, integrated system across a wide range of applications.

