



L-CONNECT ASSEMBLED BATTENS

The L-Connect Assembly provides exceptional flexibility and design versatility within the Mosaic Batten System. Its unique profile allows fasteners to be installed through either side of the batten, concealing them completely once assembled for a clean, uninterrupted appearance. This design enables secure attachment while preserving a refined, seamless look—ideal for architectural applications where visual continuity and precision detailing are essential. The L-Connect Assembly gives designers the freedom to achieve complex layouts without compromising aesthetics or installation efficiency.

Product Information

- The perfect architectural solution for a variety of exterior and interior applications including sunshades, privacy screens, fencing, and decorative elements.
- Made of 6063-T6 extruded aluminum alloy.
- Both prepunched and t-shaped end caps available.
- Lightweight, durable and our licensed proprietary sublimation process makes its beauty last for years.

Available Finishes

Solid colors, woodgrains, and specialty finishes.

Visit lumabuilt.com to view all available finishes.

Warranty

Woodgrains: 15-year standard warranty (20 year specialty warranties on request)

Solid Colors: 20-year standard warranty

Full details are available at lumabuilt.com.

Testing Information

- System Testing with CA & PA Stamps: ASTM E2768/E84, ASTM E136, AAMA 1402
- Paint Finish Testing: AAMA 2605
- Fully ICC Certified: ESR-5449
- Class "A" Fire Rating
- FL Supplement with HVHZ (ESR-5449)

L-CONNECT ASSEMBLIES

PROFILE/PRODUCT	LENGTH	WEIGHT
1" x 3" L-Connect Batten	24"	1.013 lb/ft
1" x 4" L-Connect Batten	24"	1.205 lb/ft
1" x 5" L-Connect Batten	24"	1.396 lb/ft
1" x 6" L-Connect Batten	24"	1.586 lb/ft
4" x 8" L-Connect Batten	24"	3.156 lb/ft

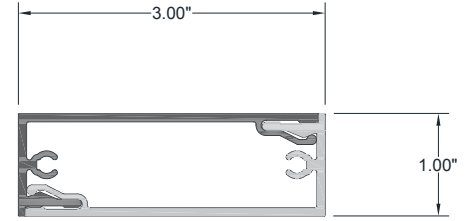
EXPOSED BRACKETS

PROFILE/PRODUCT	LENGTH	WEIGHT	THICKNESS
1" UBracket	3" - 12"	.111 lb/ft	.125"
2" UBracket	3" - 12"	.221 lb/ft	.125"
L Bracket	3" - 12"	.110 lb/ft	.125"
Angle Bracket	3" - 12"	.115 lb/ft	.125"

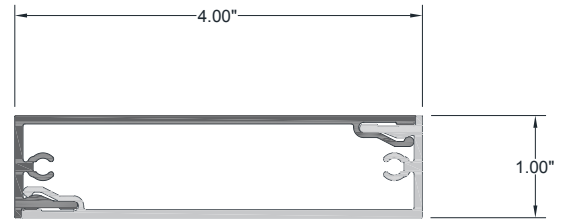
* Custom lengths are available upon request. Order minimums may apply.



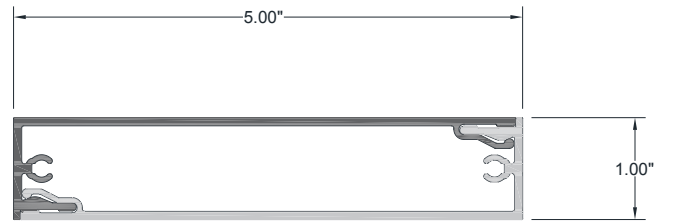
L-CONNECT ASSEMBLIES



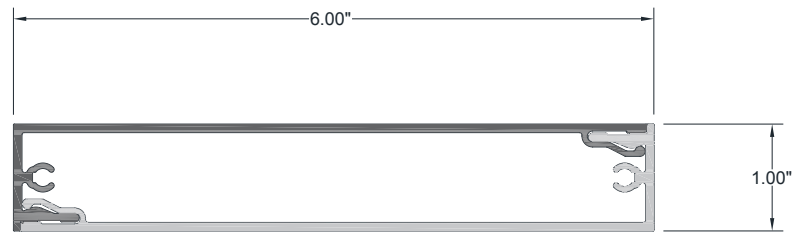
1" X 3" L-CONNECT ASSEMBLY




1" X 4" L-CONNECT ASSEMBLY



1" X 5" L-CONNECT ASSEMBLY



1" X 6" L-CONNECT ASSEMBLY



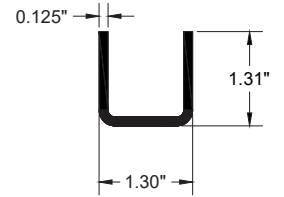
4" X 8" L-CONNECT ASSEMBLY

EXPOSED BRACKETS

Exposed brackets are powder-coated aluminum components designed to remain visible as part of the finished installation. Brackets are fastened directly to the substrate, with battens secured to the brackets during installation. Slotted holes in the bracket allow for thermal expansion and adjustment while maintaining consistent alignment.

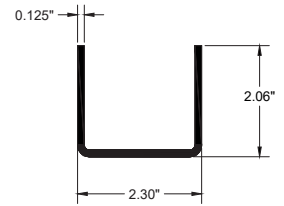


1" U BRACKET



Available in the following lengths:
3", 4", 5", 6", 8"

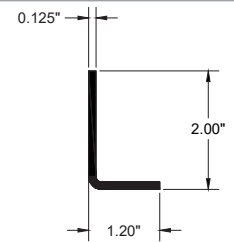
2" U BRACKET



Available in the following lengths:
3", 4", 5", 6", 8", 10", 12", 14", 16"

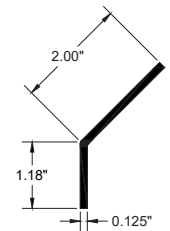


L BRACKET



Available in the following lengths:
3", 4", 5", 6", 7", 8", 10", 12", 14", 16"

ANGLE BRACKET



Available in the following lengths:
3", 4", 5", 6", 8", 10", 12", 14", 16"

END CAPS

Mosaic Batten End Caps are designed to provide a finished termination for all Mosaic batten profiles, creating the appearance of a continuous, solid beam. Each end cap is manufactured and finished to match the corresponding batten in color and woodgrain pattern for visual consistency. End caps are available for all Mosaic batten types and sizes, allowing for a complete, integrated system across a wide range of applications.

